


Global Widget

Client Lic#:

8419 Sunstate St. Tampa, FL 33634

Eugene Choi - Global Widget Tampa



Compliance for Retail: **PASS**

Cannabis Life Delta-8 Gummies Berry Blast (No Color) PKG
P250726

Sample ID: T5L0834-01 CCB ID:MFG 250504
Matrix: Edibles

Total Sample Received: 120g

Total Units Received: 1

Unit Weight: 120g

Date Sampled: 12/24/2025

Date Received: 12/24/2025

Date Reported: 12/31/2025

Safety Summary

Foreign
Materials

PASS

Heavy Metals

PASS

Microbials

PASS

Moisture
Content
NOT TESTED

Mycotoxins

PASS

Pesticides

PASS

Residual
Solvents

PASS

Terpenes

NOT TESTED

Water
Activity

PASS

Vitamins
Supplements
NOT TESTED

Potency Summary

Cannabinoids

Date Prepared: 12/29/2025 07:01

Date Analyzed: 12/29/2025 19:13

Lab Batch: 2552093

Prep ID: 4599

Analyst ID: 5047

Specimen Wt: 3.344 g

Instrument: HPLC VWD

Prep/Analysis Method: SOP 1357

Analyte	Dilution	Results	mg/Serving	mg/Unit
		%	mg	mg
Cannabichromene (CBC)	1	ND	ND	ND
Cannabidiol (CBD)	1	ND	ND	ND
Cannabidiolic acid (CBDA)	1	ND	ND	ND
Cannabidivarin (CBDV)	1	ND	ND	ND
Cannabigerol (CBG)	1	ND	ND	ND
Cannabigerolic acid (CBGA)	1	ND	ND	ND
Cannabinol (CBN)	1	ND	ND	ND
d8 - Tetrahydrocannabinoid (d8-THC)	1	0.641	25.6	770
d9 - Tetrahydrocannabinoid (d9-THC)	1	0.101	4.04	121
d9 - Tetrahydrocannabinolic acid (THCA)	1	ND	ND	ND
Tetrahydrocannabivarin (THCV)	1	ND	ND	ND
d10 - Tetrahydrocannabinoid (d10-THC)	1	ND	ND	ND
Total THC		0.101	4.04	121
Total CBD		0.0000	0.000	0.000
Total Cannabinoids		0.743	29.7	891

Total THC= THCa * 0.877 + d9-THC. Total CBD= CBDA * 0.877 + CBD.

mg/Unit = Unit Weight g * Total THC/CBD mg/g

LOD = Limit of Detection; ND = Not Detected.

Unless otherwise stated all quality control samples performed within specifications established by the Laboratory.


Serving Size: 4 g

Global Widget

Client Lic#:

8419 Sunstate St. Tampa, FL 33634

Eugene Choi - Global Widget Tampa



Compliance for Retail: **PASS**

Cannabis Life Delta-8 Gummies Berry Blast (No Color) PKG P250726

Total Sample Received: 120g

Total Units Received: 1

Unit Weight: 120g

Date Sampled: 12/24/2025

Date Received: 12/24/2025

Date Reported: 12/31/2025

Sample ID: T5L0834-01 CCB ID:MFG 250504

Matrix: Edibles

Pesticides

Pass

Prep Method: SOP 1363	Batch	Instrument	Analyzed	Analyst	Prepped	Prepped By	Specimen Wt. (g)	Analysis SOP
Pesticide LCQQQ	2552097	LCMSMS	12/28/2025 9:35:57AM	2670-10866	12/27/2025 7:25:00AM	4599	4.31	SOP1350
* Pesticides GCQQQ	2552098	GCMSMS	12/27/2025 7:37:48PM	2670-10866	12/27/2025 7:28:00AM	4599	4.31	SOP1356

Analyte	DIL	Action Limit	LOD	Results	Status	Analyte	DIL	Action Limit	LOD	Results	Status
		ppb	ppb	ppb				ppb	ppb	ppb	
Abamectin	1	300	30.0	ND	Pass	Phosmet	1	200	20.0	ND	Pass
Acephate	1	3000	300	ND	Pass	Piperonyl butoxide	1	3000	300	ND	Pass
Acequinocyl	1	2000	200	ND	Pass	Prallethrin	1	400	40.0	ND	Pass
Acetamiprid	1	3000	300	ND	Pass	Propiconazole	1	1000	100	ND	Pass
Aldicarb	1	100	10.0	ND	Pass	Propoxur	1	100	10.0	ND	Pass
Azoxystrobin	1	3000	300	ND	Pass	Pyrethrins	1	1000	100	ND	Pass
Bifenazate	1	3000	300	ND	Pass	Pyridaben	1	3000	300	ND	Pass
Bifenthrin	1	500	50.0	ND	Pass	Spinetoram, total	1	3000	300	ND	Pass
Boscalid	1	3000	300	ND	Pass	Spinosad, total	1	3000	300	ND	Pass
Carbaryl	1	500	50.0	ND	Pass	Spiromesifen	1	3000	300	ND	Pass
Carbofuran	1	100	10.0	ND	Pass	Spirotetramat	1	3000	300	ND	Pass
Chlorantraniliprole	1	3000	300	ND	Pass	Spiroxamine	1	100	10.0	ND	Pass
Chlormequat Chloride	1	3000	300	ND	Pass	Tebuconazole	1	1000	100	ND	Pass
Chlorpyrifos	1	100	10.0	ND	Pass	Thiacloprid	1	100	10.0	ND	Pass
Clofentezine	1	500	50.0	ND	Pass	Thiamethoxam	1	1000	100	ND	Pass
Coumaphos	1	100	10.0	ND	Pass	Trifloxystrobin	1	3000	300	ND	Pass
Cyfluthrin	1	1000	100	ND	Pass	Captan*	1	3000	300	ND	Pass
Cypermethrin	1	1000	100	ND	Pass	Chlordane*	1	100	10.0	ND	Pass
Daminozide	1	100	10.0	ND	Pass	Chlorfenapyr*	1	100	10.0	ND	Pass
Diazinon	1	200	20.0	ND	Pass	Methyl parathion*	1	100	10.0	ND	Pass
Dichlorvos	1	100	10.0	ND	Pass	Pentachloronitrobenzene*	1	200	20.0	ND	Pass
Dimethoate	1	100	10.0	ND	Pass						
Dimethomorph	1	3000	300	ND	Pass						
Ethoprophos	1	100	10.0	ND	Pass						
Etofenprox	1	100	10.0	ND	Pass						
Etiozazole	1	1500	150	ND	Pass						
Fenhexamid	1	3000	300	ND	Pass						
Fenoxycarb	1	100	10.0	ND	Pass						
Fenpyroximate	1	2000	200	ND	Pass						
Fipronil	1	100	10.0	ND	Pass						
Flonicamid	1	2000	200	ND	Pass						
Fludioxonil	1	3000	300	ND	Pass						
Hexythiazox	1	2000	200	ND	Pass						
Imazalil	1	100	10.0	ND	Pass						
Imidacloprid	1	3000	300	ND	Pass						
Kresoxim-methyl	1	1000	100	ND	Pass						
Malathion	1	2000	200	ND	Pass						
Metalaxyl	1	3000	300	ND	Pass						
Methiocarb	1	100	10.0	ND	Pass						
Methomyl	1	100	10.0	ND	Pass						
Mevinphos	1	100	10.0	ND	Pass						
Myclobutanil	1	3000	300	ND	Pass						
Naled	1	500	50.0	ND	Pass						
Oxamyl	1	500	50.0	ND	Pass						
Paclobutrazol	1	100	10.0	ND	Pass						
Permethrin	1	1000	100	ND	Pass						

LOD = Limit of Detection; ND = Not Detected.

Unless otherwise stated all quality control samples performed within specifications established by the Laboratory.


* - GCMSMS Pesticides

Global Widget

Client Lic#:

8419 Sunstate St. Tampa, FL 33634

Eugene Choi - Global Widget Tampa



Compliance for Retail: **PASS**

Cannabis Life Delta-8 Gummies Berry Blast (No Color) PKG P250726

Total Sample Received: 120g

Total Units Received: 1

Unit Weight: 120g

Date Sampled: 12/24/2025

Date Received: 12/24/2025

Date Reported: 12/31/2025

Sample ID: T5L0834-01 CCB ID:MFG 250504

Matrix: Edibles

Mycotoxins

Pass

Date Prepared: 12/27/2025 07:25
Date Analyzed: 12/27/2025 18:14

Prepped By: 4599
Analyzed By: 2670-10866

Specimen Wt: 4.31 g
Instrument: LCMSMS

Lab Batch: 2552097

Prep Method: SOP 1363 Analysis Method: SOP 1350

Analyte	DIL	Action Limit	LOD	Results	Status
		ppb	ppb	ppb	
Aflatoxin B1	1	20.0	2	ND	Pass
Aflatoxin B2	1	20.0	2	ND	Pass
Aflatoxin G1	1	20.0	2	ND	Pass
Aflatoxin G2	1	20.0	2	ND	Pass
Ochratoxin A	1	20.0	2	ND	Pass

LOD = Limit of Detection; ND = Not Detected.

Unless otherwise stated all quality control samples performed within specifications established by the Laboratory.

Microbials

Pass

Date Prepared: 12/26/2025 15:25
Date Analyzed: 12/29/2025 14:10

Prep ID: 1093
Analyst ID: 1093

Specimen Wt: 1.00 g
Instrument: qPCR

Lab Batch: 2552082

Analysis Method: SOP1353/1364/1352

Analyte	Action Limit	LOD	Results	Status
	cfu/g	cfu/g	cfu/g	
Aspergillus Flavus	1.00	1	Absent in 1 gram	Pass
BTGN- Bacteria		1	ND	Pass
Aspergillus Fumigatus	1.00	1	Absent in 1 gram	Pass
Aspergillus Niger	1.00	1	Absent in 1 gram	Pass
Staphylococcus Aureus	1.00	1	Absent in 1 gram	Pass
Aspergillus Terreus	1.00	1	Absent in 1 gram	Pass
Salmonella	1.00	1	Absent in 1 gram	Pass
Shiga Toxin producing E. Coli	1.00	1	Absent in 1 gram	Pass
Pseudomonas Aeruginosa	1.00	1	Absent in 1 gram	Pass
Total Yeast and Mold	100000	10000	ND	Pass
Standard Plate Count	100000	10000	<LOD	Pass

LOD = Limit of Detection; ND = Not Detected.

Unless otherwise stated all quality control samples performed within specifications established by the Laboratory.

Heavy Metals

Pass

Date Prepared: 12/26/2025 17:57
Date Analyzed: 12/27/2025 22:24

Prepped By: 1094
Analyzed By: 1094

Specimen Wt: 0.80 g
Instrument: ICPMS

Lab Batch: 2552091

Prep Method: SOP 1362 Analysis Method: SOP1358

Analyte	DIL	Action Limit	LOD	Results	Status
		ppb	ppb	ppb	
Arsenic	1	1500	150	ND	Pass
Cadmium	1	500	50.0	ND	Pass
Lead	1	500	50.0	ND	Pass
Mercury	1	3000	300	ND	Pass
Total				0.00	

LOD = Limit of Detection; ND = Not Detected.

Unless otherwise stated all quality control samples performed within specifications established by the Laboratory.

Foreign Materials

Pass

Date Prepared: 12/26/2025 12:11
Date Analyzed: 12/26/2025 12:28

Prep ID: 1150
Analyst ID: 3780

Instrument: Visual Inspection

Lab Batch: 2552063

Analysis Method: SOP1359

Analyte	Action Limit (% by wt)	Results	Status
Foreign Material	1.00	ND	Pass
Feces	0.500	ND	Pass

ND = Not Detected.

Unless otherwise stated all quality control samples performed within specifications established by the Laboratory.

Water Activity

Pass

Date Prepared: 12/26/2025 12:18
Date Analyzed: 12/26/2025 12:18

Prep ID: 1150
Analyst ID: 3780

Specimen Wt: 0.69 g
Instrument: Water Activity Meter

Lab Batch: 2552063

Analysis Method: SOP1355

Analyte	Action Limit	Result	Status
	aW	aW	
Water Activity	0.85	0.49	Pass

ND = Not Detected.


Unless otherwise stated all quality control samples performed within specifications established by the Laboratory.

Global Widget

Client Lic#:

8419 Sunstate St. Tampa, FL 33634

Eugene Choi - Global Widget Tampa



Compliance for Retail: **PASS**

Cannabis Life Delta-8 Gummies Berry Blast (No Color) PKG P250726

Total Sample Received: 120g

Date Sampled: 12/24/2025

Total Units Received: 1

Date Received: 12/24/2025

Unit Weight: 120g

Date Reported: 12/31/2025

Sample ID: T5L0834-01 CCB ID:MFG 250504

Matrix: Edibles

Residual Solvents

Pass

Date Prepared: 12/26/2025 13:00

Prep ID: 12247

Specimen Wt: 0.05 g

Date Analyzed: 12/26/2025 23:09

Analyst ID: 11083

Instrument: GCMSMS Headspace

Lab Batch: 2552060

Analysis Method: SOP1361

Analyte	DIL	Action Limit	LOD	Results	Status
		ppm	ppm	ppm	
1,1-Dichloroethene	1	8.00	0.800	ND	Pass
1,2-Dichloroethane	1	2.00	0.200	ND	Pass
Acetone	1	750	75.0	ND	Pass
Acetonitrile	1	60.0	6.00	ND	Pass
Benzene	1	1.00	0.100	ND	Pass
Butane	1	5000	500	ND	Pass
Chloroform	1	2.00	0.200	ND	Pass
Ethanol	1	5000	500	ND	Pass
Ethyl acetate	1	400	40.0	ND	Pass
Ethyl ether	1	500	50.0	ND	Pass
Ethylene oxide	1	5.00	0.500	ND	Pass
Heptane	1	5000	500	ND	Pass
Hexane	1	250	25.0	ND	Pass
Isopropyl alcohol	1	500	50.0	ND	Pass
Methanol	1	250	25.0	ND	Pass
Methylene chloride	1	125	12.5	ND	Pass
Pentane	1	750	75.0	ND	Pass
Propane	1	5000	500	ND	Pass
Toluene	1	150	15.0	ND	Pass
Xylenes, total	1	150	15.0	ND	Pass
Trichloroethylene	1	25.0	2.50	ND	Pass

LOD = Limit of Detection; ND = Not Detected.

Unless otherwise stated all quality control samples performed within specifications established by the Laboratory.